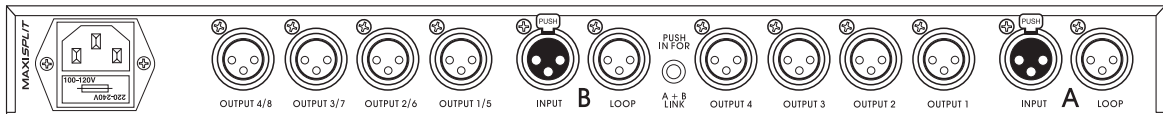
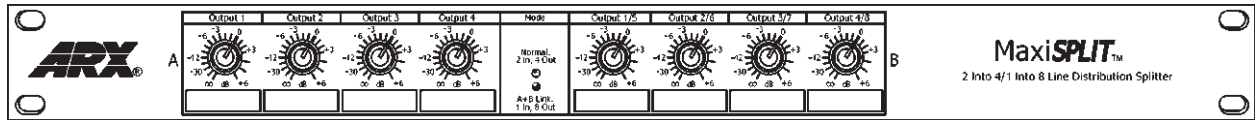


MaxiSPLIT



2 INTO 4, 1 INTO 8 LINE DISTRIBUTION SPLITTER



Innovation

In the modern multi-zone Installation audio environment it has become a fact of life that one signal now has to go to more than one place, and usually at differing levels. And, to ensure a low noise floor and good frequency response, the split signal needs to be buffered and balanced as well.

To fulfil this seemingly simple but important signal splitting task, ARX have designed the **MaxiSPLIT**: - two independent channels of 1 into 4 Splitters, switchable to a single channel 1 into 8 Splitter, with rear panel channel link switch and front panel LED mode indicators.

Balanced Inputs and Outputs

Each channel features Male and Female electronically balanced XLR inputs, with passive RF filtering to prevent RF breakthrough.

Each output features an electronically balanced Male XLR output with individual output gain control on the front panel, providing up to +6dB of gain.

Wide Dynamic Range

Internally, careful attention to signal path design has resulted in a unit with wide dynamic range, enough headroom to cope with the hottest line signal, and better than digital noise specifications.

Universal AC Power

AC power range is a universal 100 to 120V or 220 to 240V AC, and is connected to the unit via a standard three pin IEC connector, with built-in fuse and voltage change switch.

Accurate and compact, the MaxiSPLIT's unique combination of ultra low distortion, low noise and high headroom makes it the ideal installation line distribution splitter.

Applications

- Studio, Live and Broadcast
- Sound Reinforcement
- AV Systems/CD/VIDEO

A typical MaxiSPLIT application would be as a Master Line Distribution Splitter. In this way it can control the levels of 4 different zones in a stereo installation, or up to 8 different zones in a mono installation.

Other applications include splitting effects sends to multiple effects units in both Studio and Live sound applications, supplying different feeds from the main signal, and separating OB signals in broadcasting.

Features

- ✓ Switchable 2 into 4 or 1 into 8 Line level splits
- ✓ Individual Level controls from 00 through to +6dB
- ✓ Balanced XLR Inputs and Outputs
- ✓ Numbered Marker panel for split assigns
- ✓ Wide dynamic Range
- ✓ Headroom to handle the hottest signals
- ✓ 'Better-than-digital' noise specifications
- ✓ Comprehensive LED status indicators
- ✓ Flawless performance in any audio environment

Specifications

Mode of operation

- Stereo 2:4 Splitter
- Mono 1:8 Splitter

Input Impedance

- 44K Ohms Balanced
- 22K Ohms Unbalanced

Input Headroom

+21dB

Output Level

+27dB

Output Signal/Noise

(@ unity gain)

- 95dB unweighted
- 101dB A weighted

Output Impedance

- 300 Ohms Balanced
- 150 Ohms Unbalanced

Dynamic Range

120dB

Frequency Response

20Hz-20 KHz -1dB

Distortion

(@ unity gain)

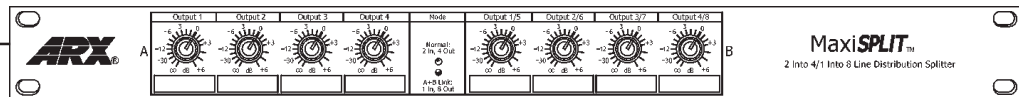
- 100Hz .0035%
- 1KHz .0033%
- 10KHz .0037%

Input Connector Type

- Female XLR plus
- Male XLR loop

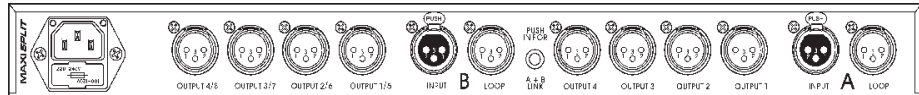
Output Connector Type

Male XLR



Front Panel

- Output level controls for channels A and B
- 2 into 4 / 1 into 8 status LEDs (either one lit also indicates AC power connected)
- Numbered marker panels for labelling input assigns



Rear Panel

- Balanced XLR Input and Loop Output connectors for channels A and B. Wired Pin 1 GROUND, Pin 2 HOT +, Pin 3 Cold -
- 8 x Balanced XLR Output connectors, 4 per channel (same wiring as Input)
- 2 into 4 / 1 into 8 mode switch
- IEC 3 pin AC connector and integral fuseholder. Replace fuse with correct value only: 100 - 120 V AC 1 amp, 220-240 V AC 0.5 amp.

ARX Systems are based in Melbourne, Australia, where all ARX Products are assembled and tested in our 'state-of-the-art' manufacturing facility

For over 20 years ARX has designed, manufactured and supported Audio Products for Professional users and applications worldwide

Architectural Specifications

The splitter shall be mounted into a standard 1 RU all steel chassis with extruded aluminium front panel. It shall consist of two independent channels that enable a signal to be split to four separate outputs, switchable to single channel on the rear panel, splitting a signal to eight outputs. Indicator LEDs shall show which mode is active.

Each channel shall have an electronically balanced XLR input connector with passive RF filtering.

Each output shall be an electronically balanced XLR connector, with a corresponding output gain control on the front panel. All inputs and outputs shall be mounted on the rear panel.

Output Signal/Noise (@ unity gain) shall be -95dB unweighted, -101dB A weighted. The Dynamic Range shall be 120dB, and the Frequency Response shall be 20Hz-20 KHz -1dB Distortion @ unity gain, 100Hz, shall be .0035%. At 1KHz it shall be .0033%, and at 10KHz it shall be .0037%.

AC power shall be switchable 100 to 120V or 220 to 240V AC, via a standard three pin IEC connector.

The unit shall be the ARX MaxiSPLIT

Specifications available on CD ROM



Latest information updates always available on the comprehensive ARX website:
www.arx.com.au



Our policy is one of continuous improvement, and therefore designs may change without notice. However, unless otherwise stated, specifications will always equal or exceed those previously given.



ARX Systems Pty Ltd; PO Box 15, Moorabbin, Victoria 3189, Australia
Phone: 03 9555 7859 Fax: 03 9555 6747 International Fax +61 3 9555 6747
Email: info@arx.com.au Internet: www.arx.com.au