



# KARA SYSTEM

## MODULAR WST<sup>®</sup> LINE SOURCE



With a design inspired from the KI stadium system, **KARA** delivers the highest performance level for the rental markets. The main system components consist of the following:

- KARA full range element operating in the 55 Hz to 20 kHz bandwidth
- SB18 complimentary low frequency extension element operating from 32 Hz
- LA-RAK touring rack fitted with LA8 amplified controllers.

KARA delivers a considerable number of improvements over the previous generation of line sources, particularly with regard to directivity control in the horizontal plane, transducers resources for increased operating bandwidth and coherence, vertical coverage capability and extensive choice of operation modes to accommodate various LF contour requirements.

With a fixed horizontal directivity of 110° and a vertical inter-element variation from 0° to 10°, KARA is fully configurable to match any audience geometry. Utilizing the unrivalled characteristics of WST<sup>®</sup> (Wavefront Sculpture Technology), KARA delivers clarity, precision, and a unique proximity effect offering the audience an incomparable listening experience.

As a standalone system, its compact size and low weight complies with rigging and visual limitations. KARA can be deployed either as a compact distributed solution for delays and fills, a dedicated KI downfill extension for stadium and arena concert applications, or as a FOH system thanks to its full compatibility with the SB18 extension. All applications can be achieved with an extremely quick set-up.

The LA-RAK touring rack and the LA8 amplified controller preset library deliver an extremely advanced and precise drive system for KARA. A wide range of system configurations are available for the sound designer and system engineer allowing high level of creative freedom. Additional features include an intelligent 2-way transducer protection L-DRIVE circuit (PEAK and RMS limiting) and a unique Array Morphing EQ interface allowing the engineer to quickly adjust the tonal balance of the system to reach a reference curve or ensure consistency of the system sonic signature with multiple arrays of differing size.

A single LA8 can drive up to 6 KARA cabinets in a full range preset configuration for lead instruments, vocals and flat LF contour music material. Alternatively, KARA can be deployed with the SB18 to extend its bandwidth down to 32 Hz.

KARA can be acoustically and mechanically modelled with SOUNDVISION 3D simulation software. In addition, LA NETWORK MANAGER software offers remote control and monitoring of amplified controllers via a user-friendly and intuitive graphic interface. The design of complex and sophisticated systems is made possible by the integration of an Ethernet-based network capability to up to 253 LA8 units.



## KARA SYSTEM COMPONENTS

### KARA<sup>1</sup>

Full range modular active 2-way WST<sup>®</sup> cabinet.



### SB18<sup>1</sup>

Dual-vented low frequency extension cabinet.



### LA8/LA-RAK/ LA-NETWORK MANAGER<sup>1</sup>

Amplified controller with DSP library and networking capabilities.  
Touring rack.  
Remote control software.



<sup>1</sup> See product spec sheet for more details.

### M-BUMP/M-BAR

Rigging structure and extension bar for suspending or stacking KARA and/or SB18.  
Certified for suspending up to 24 KARA or 16 SB18 or stacking up to 9 KARA.



### KARA-MINIBU/KARA-MINIBUEX

Mini rigging structure for flying/stacking KARA.  
Extension for SB18/KARA or SB18.  
Certified for 6 KARA and for 2 SB18/6 KARA or 4 SB18 with extension.



### M-JACK/KARA-ANGARMEX

M-JACK: 4 x tilt adjustment screw jacks with 2 x angle bar extensions for stacked M-BUMP.  
KARA-ANGARMEX: 2 x KARA angle bar extensions.



### SOUNDVISION

3D electro-acoustic and mechanical simulation software dedicated to L-ACOUSTICS<sup>®</sup> products.



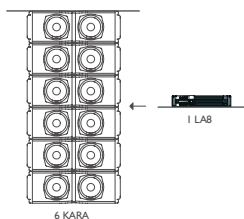
## KARA: SYSTEM CONFIGURATION

Three main KARA system operation modes are available: “Full Range”, “High-Pass”, and “Low extension”

### FULL RANGE

The “Full Range” mode is for standalone KARA line source or distributed applications. A single LA8 can drive up to 6 KARA from one or two inputs.

Preset: [KARA] - Line Source

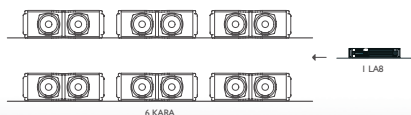


### HIGH-PASS

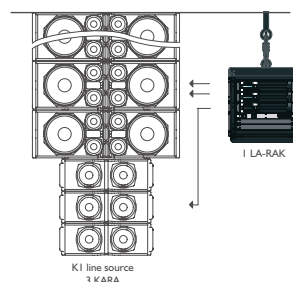
The “High-Pass” mode is adapted to distributed KARA configurations for fills or as a K1 downfill with a 100 Hz high-pass filter.

Presets: [KARA\_F1]

Presets: [KARADOWNK1]



### HIGH-PASS



### LOW EXTENSION

The “Low extension” mode is adapted to KARA/SB18 configurations with a ratio of 1 SB18 to 3 KARA (closely coupled) or 2 SB18 to 3 KARA (decoupled).

Presets: [KARA] + [SB18\_100] or [SB18\_100\_C]

Presets: [KARA] + [SB18\_60] or [SB18\_60\_C]

